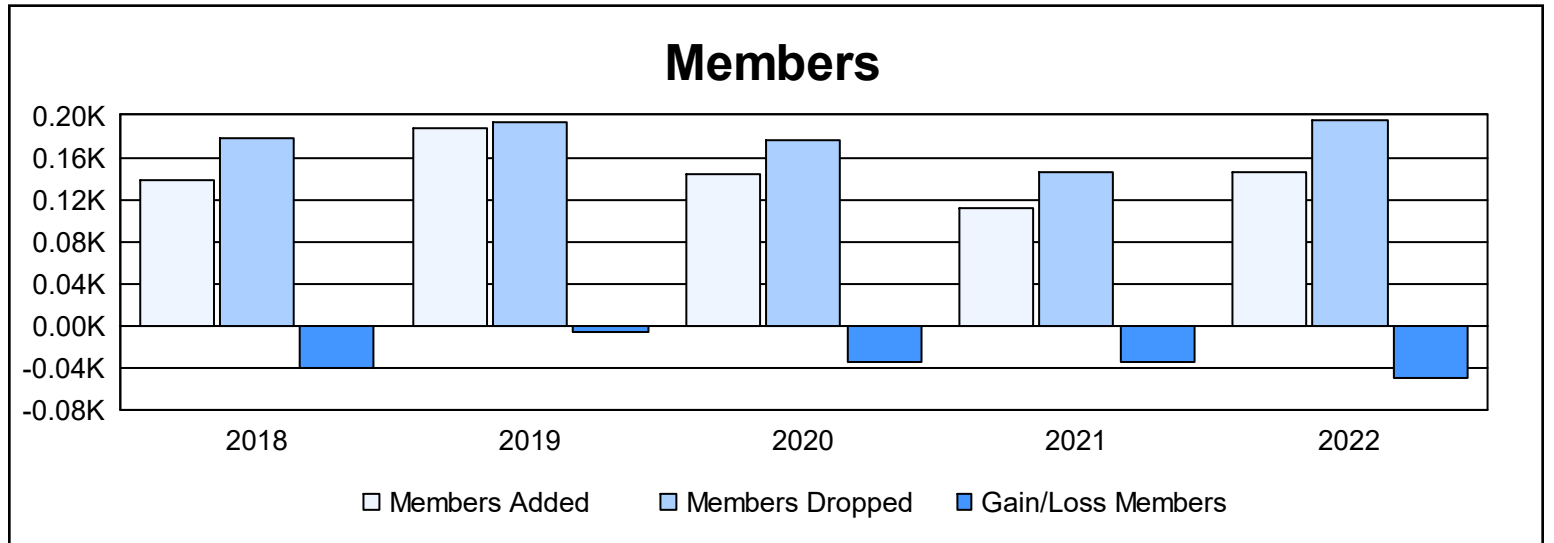
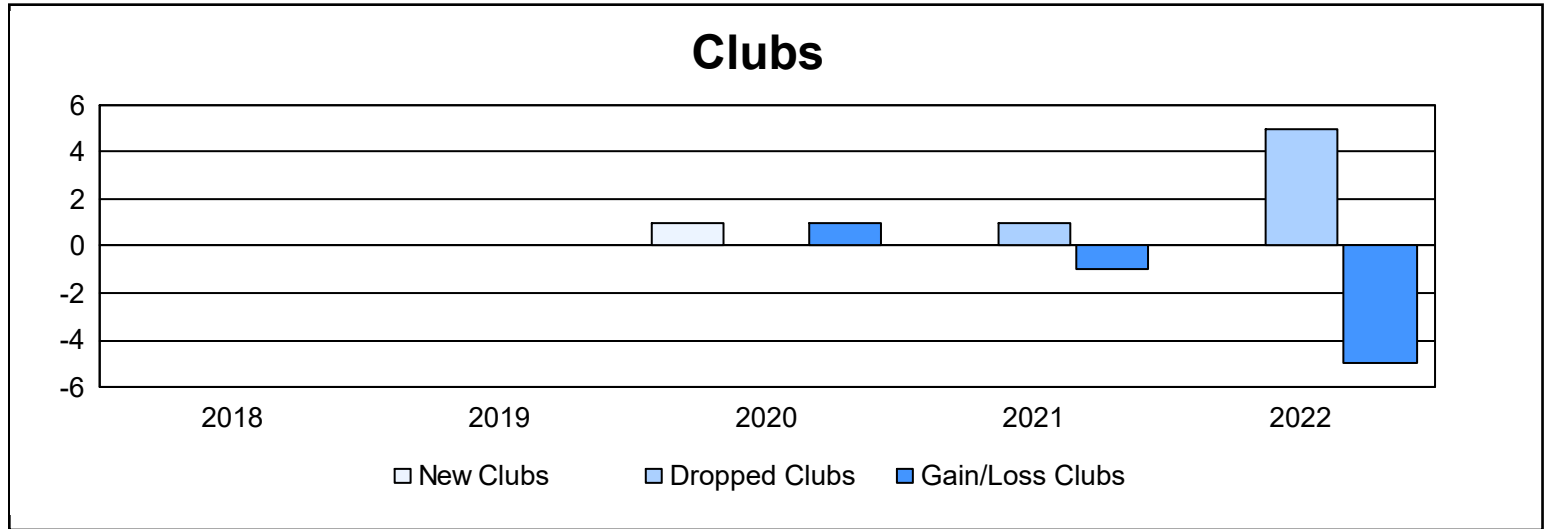
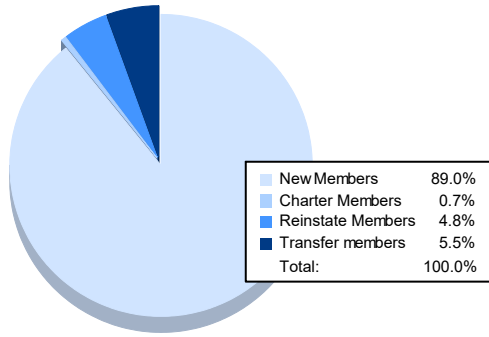


| Year           | New Clubs | Dropped Clubs | Gain/ Loss Clubs | New Members | Charter Members | Reinstate Members | Transfer Members | Total Member Added | Total Members Dropped | Gain/ Loss Members |
|----------------|-----------|---------------|------------------|-------------|-----------------|-------------------|------------------|--------------------|-----------------------|--------------------|
| 2017-2018      | 0         | 0             | 0                | 128         | 0               | 3                 | 8                | 139                | 179                   | -40                |
| 2018-2019      | 0         | 0             | 0                | 169         | 0               | 12                | 6                | 187                | 193                   | -6                 |
| 2019-2020      | 1         | 0             | 1                | 110         | 20              | 6                 | 7                | 143                | 177                   | -34                |
| 2020-2021      | 0         | 1             | -1               | 100         | 0               | 6                 | 5                | 111                | 145                   | -34                |
| 2021-2022      | 0         | 5             | -5               | 130         | 1               | 7                 | 8                | 146                | 196                   | -50                |
| <b>Average</b> | <b>0</b>  | <b>1</b>      | <b>-1</b>        | <b>127</b>  | <b>4</b>        | <b>7</b>          | <b>7</b>         | <b>145</b>         | <b>178</b>            | <b>-33</b>         |



### Membership Composition June 2022 Cumulative



### Gender Composition June 2022 Cumulative

